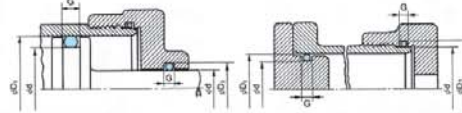
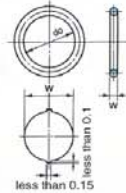


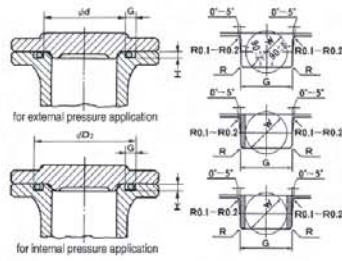
JIS B 2401 P series (for static and dynamic sealing)

material	JIS symbol	Class 1 A	Class 1 B	Class 2	Class 3	Class 4 C	Class 4 D
	NOK symbol	A305	A105	A122	R189	S503	F201



dimension of O - ring for dynamic sealing for static sealing of cylindrical surface

kind and dimension symbol	NOK part number						JIS nominal size	dimension of O - ring				
	material symbol							thickness W	inner diameter do	inner diameter tolerance		
	Class 1 A	Class 1 B	Class 2	Class 3	Class 4 C	Class 4 D				A305(Class 1 A) A105(Class 1 B) A122(Class 2) R189(Class 3)	S503 Class 4 C	F201 Class 4 D
CO 0000 CO 0001 CO 0002 CO 0003 CO 0004	A	B	C	K	L	S8 R3 S7 T8 T7	P3 P4 P5 P6 P7	1.9 ± 0.08	2.8 3.8	± 0.14	± 0.21	± 0.16
CO 0005 CO 0006 CO 0007						U7 Q6 U8	P8 P9 P10		7.8 8.8 9.8	± 0.17	± 0.25	± 0.20
CO 0008 CO 0009 CO 0010 CO 0011 CO 0012	A	B	C	K	L	X8 X0 U2 V9 Q2	P10A P11 P11.2 P12 P12.5	2.4 ± 0.09	9.8 10.8 11.0	± 0.18	± 0.27	± 0.21
CO 0013 CO 0014 CO 0015 CO 0016 CO 0017						X3 U2 V8 T8 R6	P14 P15 P16 P18 P20		11.8 12.3 13.8 14.8 15.8	± 0.19	± 0.28	± 0.22
CO 0018 CO 0020						S5 U3	P21 P22	17.8 19.8	± 0.21	± 0.31	± 0.25	
CO 0019 CO 0021 CO 0022 CO 0023 CO 0024						U3 G1 U2 Q1 G0	P22A P22.4 P24 P25 P25.5	20.8 21.8	± 0.22	± 0.33	± 0.26	
CO 0025 CO 0026 CO 0027 CO 0028 CO 0029						N6 U2 U3 G0 S2	P26 P28 P29 P29.5 P30	21.7 22.1 23.7	± 0.23	± 0.34	± 0.27	
CO 0030 CO 0031 CO 0032 CO 0033 CO 0034	A	B	C	K	L	U3 U2 U3 R2 R0	P31 P31.5 P32 P34 P35	24.7 25.2	± 0.24	± 0.36	± 0.28	
CO 0035 CO 0036 CO 0037 CO 0038 CO 0039						U2 U3 Q3 U2 W1	P35.5 P36 P38 P39 P40	25.7 27.7	± 0.25	± 0.37	± 0.30	
CO 0040 CO 0041 CO 0042 CO 0043 CO 0044						U3 U2 U2 P3 U3	P41 P42 P44 P45 P46	27.7 28.7 29.2 29.7	± 0.26	± 0.39	± 0.31	
CO 0046						X1	P48	30.7 31.2 31.7 33.7 34.7	± 0.27	± 0.42	± 0.33	
								35.2 35.7 37.7 38.7 39.7	± 0.28	± 0.42	± 0.33	
								40.7 41.7 43.7 44.7 45.7	± 0.29	± 0.43	± 0.34	
								47.7	± 0.30	± 0.45	± 0.36	
									± 0.31	± 0.46	± 0.37	
									± 0.32	± 0.47	± 0.38	
									± 0.33	± 0.48	± 0.39	
									± 0.34	± 0.49	± 0.40	
									± 0.35	± 0.50	± 0.41	
									± 0.36	± 0.51	± 0.42	
									± 0.37	± 0.52	± 0.43	
									± 0.38	± 0.53	± 0.44	
									± 0.39	± 0.54	± 0.45	
									± 0.40	± 0.55	± 0.46	
									± 0.41	± 0.56	± 0.47	
									± 0.42	± 0.57	± 0.48	
									± 0.43	± 0.58	± 0.49	
									± 0.44	± 0.59	± 0.50	
									± 0.45	± 0.60	± 0.51	
									± 0.46	± 0.61	± 0.52	
									± 0.47	± 0.62	± 0.53	
									± 0.48	± 0.63	± 0.54	
									± 0.49	± 0.64	± 0.55	
									± 0.50	± 0.65	± 0.56	
									± 0.51	± 0.66	± 0.57	
									± 0.52	± 0.67	± 0.58	
									± 0.53	± 0.68	± 0.59	
									± 0.54	± 0.69	± 0.60	
									± 0.55	± 0.70	± 0.61	
									± 0.56	± 0.71	± 0.62	
									± 0.57	± 0.72	± 0.63	
									± 0.58	± 0.73	± 0.64	
									± 0.59	± 0.74	± 0.65	
									± 0.60	± 0.75	± 0.66	
									± 0.61	± 0.76	± 0.67	
									± 0.62	± 0.77	± 0.68	
									± 0.63	± 0.78	± 0.69	
									± 0.64	± 0.79	± 0.70	
									± 0.65	± 0.80	± 0.71	
									± 0.66	± 0.81	± 0.72	
									± 0.67	± 0.82	± 0.73	
									± 0.68	± 0.83	± 0.74	
									± 0.69	± 0.84	± 0.75	
									± 0.70	± 0.85	± 0.76	
									± 0.71	± 0.86	± 0.77	
									± 0.72	± 0.87	± 0.78	
									± 0.73	± 0.88	± 0.79	
									± 0.74	± 0.89	± 0.80	
									± 0.75	± 0.90	± 0.81	
									± 0.76	± 0.91	± 0.82	
									± 0.77	± 0.92	± 0.83	
									± 0.78	± 0.93	± 0.84	
									± 0.79	± 0.94	± 0.85	
									± 0.80	± 0.95	± 0.86	
									± 0.81	± 0.96	± 0.87	
									± 0.82	± 0.97	± 0.88	
									± 0.83	± 0.98	± 0.89	
									± 0.84	± 0.99	± 0.90	
									± 0.85	± 1.00	± 0.91	



for static sealing of flat surface shape of groove

(note) chamfer is to be NOK suggested.

without backup ring

with one backup ring
(for dynamic and cylindrical surface static sealing)

with two backup rings
(for dynamic and cylindrical surface static sealing)

■ Please specify NOK part number in placing your order.

※NOK part number is shown as following:

CO 0001 A

Material symbol (JIS class 1, NOK A305)

Kind and dimension symbol (JIS B2401, nominal size is P4)

※Example 1: When booking JIS B 2401 P series O-rings, and the nominal size is P35, Class 4 C, CO 0034L

Example 2: When booking JIS B 2401 P series O-rings, and the nominal size is P35, Class 1 B, CO 0034B

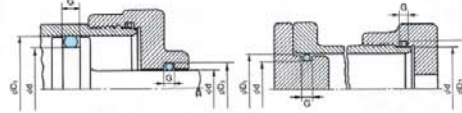
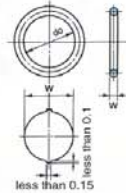
(unit: mm)

d		dimension of groove			G(tolerance $^{+0.25}_0$)			H	R	MAX eccentricity (TIR) for D and d in dynamic sealing and cylindrical surface static sealing	JASO® F404 equivalent NOK nominal size
dimension	tolerance	dimension	tolerance	without backup ring	one backup ring	two backup rings	$H \pm 0.05$	MAX			
		D ₁	D ₂								
3	0 -0.05	6	6.2	+0.05 0	2.5	3.9	5.4	1.4	0.4	0.05	1003
4		7	7.2								1004
5		8	8.2								1005
6		9	9.2								1006
7		10	10.2								1007
8	0 -0.06	11	11.2	+0.06 0	3.2	4.4	6.0	1.8	0.4	0.05	1008
9		12	12.2								1009
10		13	13.2								1010
11		14	14.2								2010
12		15	15.2								2011
11.2	0 -0.06	16	16.5	+0.06 0	3.2	4.4	6.0	1.8	0.4	0.05	2012
12		18	18.5								2014
12.5		19	19.5								2015
14		20	20.5								2016
15		22	22.5								2018
16	0 -0.08	24	24.5	+0.08 0	4.7	6.0	7.8	2.7	0.8	0.08	2020
18		25	25.5								2021
20		26	26.5								3022
21		28	28.5								3024
22		30	30.5								3025
22	0 -0.08	31	31.5	+0.08 0	4.7	6.0	7.8	2.7	0.8	0.08	3026
22.4		32	32.5								3028
24		34	34.5								3030
25		35	35.5								3031
25.5		36	36.5								3034
26	0 -0.08	37	37.5	+0.08 0	4.7	6.0	7.8	2.7	0.8	0.08	3035
28		38	38.5								3038
28		39	39.5								3039
29		40	40.5								3040
29.5		41	41.5								3042
30	0 -0.08	42	42.5	+0.08 0	4.7	6.0	7.8	2.7	0.8	0.08	3044
31		44	44.5								3045
31.5		45	45.5								3048
32		46	46.5								
34		47	47.5								
35	0 -0.08	48	48.5	+0.08 0	4.7	6.0	7.8	2.7	0.8	0.08	3048
35.5		49	49.5								
36		50	50.5								
38		51	51.5								
39		52	52.5								
40	0 -0.08	53	53.5	+0.08 0	4.7	6.0	7.8	2.7	0.8	0.08	
41		54	54.5								
42											
44											
45											
46											
48											

※Products with same dimension to JASO, such as Class 4 E, Class 5 and H, are available. Please refer to page 41 to page 48.

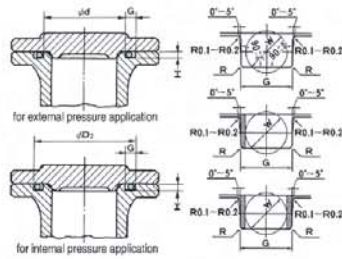
JIS B 2401 P series (for static and dynamic sealing)

material	JIS symbol	Class 1 A	Class 1 B	Class 2	Class 3	Class 4 C	Class 4 D
	NOK symbol	A305	A105	A122	R189	S503	F201



dimension of O - ring for dynamic sealing for static sealing of cylindrical surface

kind and dimension symbol	NOK part number						JIS nominal size	dimension of O - ring				
	material symbol							thickness W	inner diameter do	inner diameter tolerance		
	Class 1 A	Class 1 B	Class 2	Class 3	Class 4 C	Class 4 D				A305(Class 1 A) A105 (Class 1 B) A122(Class 2) R189(Class 3)	S503 Class 4 C	F201 Class 4 D
CO 0047 CO 0049	A	B	C	K	L	O0 Q5	P49 P50	3.5 ±0.1	48.7 49.7	±0.45	±0.67	±0.54
CO 0045 CO 0048 CO 0050 CO 0051 CO 0052						G0 U3 U3 G0 U3	P48A P50A P52 P53 P55		47.6 49.6 51.6 52.6 54.6	±0.44 ±0.45 ±0.47 ±0.48 ±0.49	±0.66 ±0.67 ±0.70 ±0.72 ±0.73	±0.52 ±0.54 ±0.56 ±0.57 ±0.58
CO 0053 CO 0054 CO 0055 CO 0056 CO 0057						U3 G0 U3 U3 H0	P56 P58 P60 P62 P63		55.6 57.6 59.6 61.6 62.6	±0.50 ±0.52 ±0.53 ±0.55 ±0.56	±0.75 ±0.78 ±0.79 ±0.82 ±0.84	±0.60 ±0.62 ±0.63 ±0.66 ±0.67
CO 0058 CO 0059 CO 0060 CO 0061 CO 0062						H0 U3 O0 U3 U3	P65 P67 P70 P71 P75		64.6 66.6 69.6 70.6 74.6	±0.57 ±0.59 ±0.61 ±0.62 ±0.65	±0.85 ±0.88 ±0.91 ±0.93 ±0.97	±0.68 ±0.70 ±0.73 ±0.74 ±0.78
CO 0063 CO 0064 CO 0065 CO 0066 CO 0067	A	B	C	K	L	Q0 G0 U3 U3 T0	P80 P85 P90 P95 P100	5.7 ±0.13	79.6 84.6 89.6 94.6 99.6	±0.69 ±0.73 ±0.77 ±0.81 ±0.84	±1.03 ±1.09 ±1.15 ±1.21 ±1.26	±0.82 ±0.87 ±0.92 ±0.97 ±1.00
CO 0068 CO 0069 CO 0070 CO 0071 CO 0072						U3 U3 U3 G0 U3	P102 P105 P110 P112 P115		101.6 104.6 109.6 111.6 114.6	±0.85 ±0.87 ±0.91 ±0.92 ±0.94	±1.27 ±1.30 ±1.36 ±1.38 ±1.41	±1.02 ±1.04 ±1.09 ±1.10 ±1.12
CO 0073 CO 0074 CO 0075 CO 0076 CO 0077						U3 U3 T0 U3 U3	P120 P125 P130 P132 P135		119.6 124.6 129.6 131.6 134.6	±0.98 ±1.01 ±1.05 ±1.06 ±1.09	±1.47 ±1.51 ±1.57 ±1.59 ±1.63	±1.17 ±1.21 ±1.26 ±1.27 ±1.30
CO 0078 CO 0079 CO 0081						U3 U3 S0	P140 P145 P150		139.6 144.6 149.6	±1.12 ±1.16 ±1.19	±1.68 ±1.74 ±1.78	±1.34 ±1.39 ±1.42
CO 0080 CO 0082						U3 U3	P150A P155		149.5 154.5	±1.19 ±1.23	±1.78 ±1.84	±1.42 ±1.47
CO 0083 CO 0084 CO 0085 CO 0086 CO 0087	A	B	C	K	L	G0 G0 U3 G0 P0	P160 P165 P170 P175 P180	8.4 ±0.15	159.5 164.5 169.5 174.5 179.5	±1.26 ±1.30 ±1.33 ±1.37 ±1.40	±1.89 ±1.95 ±1.99 ±2.05 ±2.10	±1.51 ±1.56 ±1.59 ±1.64 ±1.68
CO 0088 CO 0089 CO 0090 CO 0091						U3 U3 G0 G0	P185 P190 P195 P200		184.5 189.5 194.5 199.5	±1.44 ±1.48 ±1.51 ±1.55	±2.16 ±2.22 ±2.26 ±2.32	±1.72 ±1.77 ±1.81 ±1.86



without backup ring

one backup ring
(for dynamic and cylindrical surface static sealing)

two backup rings
(for dynamic and cylindrical surface static sealing)

for static sealing of flat surface shape of groove

(note) chamfer is to be NOK suggested.

■ Please specify NOK part number in placing your order.

※NOK part number is shown as following:

CO 0047 A Material symbol (JIS class 1 A, NOK A 305)
Kind and dimension symbol (JIS B2401, nominal size is P49)

※ Example 1: When booking JIS B 2401 P series O-rings, and the nominal size is P49, Class 4 C, CO 0047L

Example 2: When booking JIS B 2401 P series O-rings, and the nominal size is P49, Class 1 B, CO 0047B

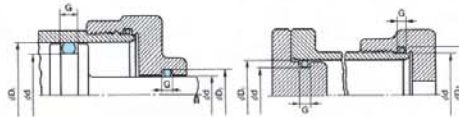
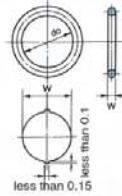
(unit: mm)

dimension of groove										JASO® F404 equivalent NOK nominal size
d		D ₁ , D ₂		G (tolerance $+0.25/0$)			H	R	MAX eccentricity (TIR) for D and d in dynamic sealing and cylindrical surface static sealing	
dimension	tolerance	dimension	tolerance	without backup ring	one backup ring	two backup rings	H ±0.05	MAX		
49	0	55	+0.08	4.7	6.0	7.8	2.7	0.8	0.08	3050
50	-0.08	56	0							
48		58								
50		60								
52		62								
53		63								
55		65								
56		66								
58		68								
60		70								
62		72								
63		73								
65		75								
67		77								
70		80								
71		81								
75		85								
80	0	90	+0.10	7.5	9.0	11.5	4.6	0.8	0.10	
85	-0.10	95	0							
90		100								
95		105								
100		110								
102		112								
105		115								
110		120								
112		122								
115		125								
120		130								
125		135								
130		140								
132		142								
135		145								
140		150								
145		155								
150		160								
150		165		11.0	13.0	17.0	6.9	1.2	0.12	
155		170								
160		175								
165		180								
170		185								
175	0	190	+0.10							
180	-0.10	195	0							
185		200								
190		205								
195		210								
200		215								

※Products with same dimension to JASO, such as Class 4 E, Class 5 and H, are available. Please refer to page 41 to page 48.

JIS B 2401 P series (for static and dynamic sealing)

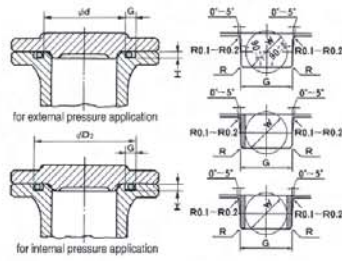
material	JIS symbol	Class 1 A	Class 1 B	Class 2	Class 3	Class 4 C	Class 4 D
	NOK symbol	A305	A105	A122	R189	S503	F201



dimension of O - ring for dynamic sealing for static sealing of cylindrical surface

kind and dimension symbol	NOK part number						JIS nominal size	thickness W	dimension of O - ring			
	material symbol								inner diameter do	inner diameter tolerance		
	Class 1 A	Class 1 B	Class 2	Class 3	Class 4 C	Class 4 D				A305 (Class 1 A) A105 (Class 1 B) A122 (Class 2) R189 (Class 3)	S503 Class 4 C	F201 Class 4 D
A305	A105	A122	R189	S503	F201							
CO 0092						G0	P205	8.4 ± 0.15	204.5	± 1.58	± 2.37	± 1.89
CO 0093						O0	P209		208.5	± 1.61	± 2.41	± 1.93
CO 0094						H0	P210		209.5	± 1.62	± 2.43	± 1.94
CO 0095						G3	P215		214.5	± 1.65	± 2.47	± 1.98
CO 0096						U3	P220		219.5	± 1.68	± 2.52	± 2.01
CO 0097						G0	P225		224.5	± 1.71	± 2.56	± 2.05
CO 0098						U3	P230		229.5	± 1.75	± 2.62	± 2.10
CO 0099						U3	P235		234.5	± 1.78	± 2.67	± 2.13
CO 0100						H0	P240		239.5	± 1.81	± 2.71	± 2.17
CO 0101						U3	P245		244.5	± 1.84	± 2.76	± 2.20
CO 0102		B	C	K	L	G0	P250		249.5	± 1.88	± 2.82	± 2.25
CO 0103						O0	P255		254.5	± 1.91	± 2.86	± 2.29
CO 0104						U3	P260		259.5	± 1.94	± 2.91	± 2.32
CO 0105						G0	P265		264.5	± 1.97	± 2.95	± 2.36
CO 0106						G0	P270		269.5	± 2.01	± 3.01	± 2.41
CO 0107						G0	P275		274.5	± 2.04	± 3.06	± 2.44
CO 0108						G0	P280	279.5	± 2.07	± 3.10	± 2.48	
CO 0109						N0	P285	284.5	± 2.10	± 3.15	± 2.52	
CO 0110						N0	P290	289.5	± 2.14	± 3.21	± 2.56	
CO 0111						G0	P295	294.5	± 2.17	± 3.25	± 2.60	
CO 0112						N0	P300	299.5	± 2.20	± 3.30	± 2.64	
CO 2147*						GO	P305*	304.5	± 2.24	-	± 2.69	
CO 8835*						GO	P310*	309.5	± 2.27	-	± 2.72	
CO 0113	A	B	C	K	L	O0	P315	314.5	± 2.30	± 3.45	± 2.76	
CO 0114						G0	P320	319.5	± 2.33	± 3.49	± 2.79	
CO 8836*						GO	P325*	324.5	± 2.36	-	± 2.83	
CO 7645*						GO	P330*	329.5	± 2.39	-	± 2.87	
CO 0115		B	C	K	L	G0	P335	334.5	± 2.42	± 3.63	± 2.90	
CO 0116						N0	P340	339.5	± 2.45	± 3.67	± 2.94	
CO 8837*						GO	P345*	344.5	± 2.48	-	± 2.98	
CO 6615*						GO	P350*	349.5	± 2.51	-	± 3.01	
CO 0117		B	C	K	L	G0	P355	354.5	± 2.54	± 3.81	± 3.04	
CO 0118						GO	P360	359.5	± 2.57	± 3.85	± 3.08	
CO 6630*						GO	P365*	364.5	± 2.60	-	± 3.12	
CO 8838*						GO	P370*	369.5	± 2.63	-	± 3.16	
CO 0119		B	C	K	L	G0	P375	374.5	± 2.67	± 4.00	± 3.20	
CO 2274*						GO	P380*	379.5	± 2.70	-	± 3.24	
CO 0120		B	C	K	L	G0	P385	384.5	± 2.73	± 4.09	± 3.27	
CO 6650*						GO	P390*	389.5	± 2.77	-	± 3.32	
CO 8839*						GO	P395*	394.5	± 2.79	-	± 3.35	
CO 0121		B	C	K	L	G0	P400	399.5	± 2.82	± 4.23	± 3.38	
CO 2311*						GO	P405*	404.5	-	-	-	
CO 6663*						GO	P410*	409.5	-	-	-	
CO 2337*						GO	P415*	414.5	-	-	-	
CO 8840*						GO	P420*	419.5	± 3.00	-	± 3.60	
CO 2359*						GO	P425*	424.5	-	-	-	
CO 2371*						GO	P430*	429.5	-	-	-	

As to nominal size with "*" symbol, only A305 and F201 are available for rubber materials.



for static sealing of flat surface shape of groove

without backup ring

one backup ring
(for dynamic and cylindrical surface static sealing)

two backup rings
(for dynamic and cylindrical surface static sealing)

(note) chamfer is to be NOK suggested.

■ Please specify NOK part number in placing your order.

※NOK part number is shown as following:

CO 0092 A Material symbol (JIS class 1 A, NOK A 305)
Kind and dimension symbol (JIS B2401, nominal size is P205)

※ Example 1: When booking JIS B 2401 P series O-rings, and the nominal size is P205, Class 4 C, CO 0092L

Example 2: When booking JIS B 2401 P series O-rings, and the nominal size is P205, Class 1 B, CO 0092B

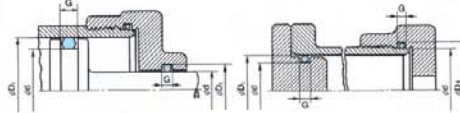
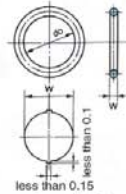
(unit: mm)

dimension of groove										JASO® F404 equivalent NOK nominal size
d		D ₁ , D ₂		G (tolerance $+0.25/0$)			H	R	MAX eccentricity (TIR) for D and d in dynamic sealing and cylindrical surface static sealing	
dimension	tolerance	dimension	tolerance	without backup ring	one backup ring	two backup rings	H ± 0.05	MAX		
205		220								
209		224								
210		225								
215		230								
220		235								
225		240								
230		245								
235		250								
240		255								
245		260								
250		265								
255		270								
260		275								
265		280								
270		285								
275		290								
280		295								
285		300								
290		305								
295		310								
300		315								
305		320								
310		325								
315	0	330	+0.10	11.0	13.0	17.0	6.9	1.2	0.12	
320	-0.10	335	0							
325		340								
330		345								
335		350								
340		355								
345		360								
350		365								
355		370								
360		375								
365		380								
370		385								
375		390								
380		395								
385		400								
390		405								
395		410								
400		415								
405		420								
410		425								
415		430								
420		435								
425		440								
430		445								

※Products with same dimension to JASO, such as Class 4 E, Class 5 and H, are available. Please refer to page 41 to page 48.

JIS B 2401 P series (for static and dynamic sealing)

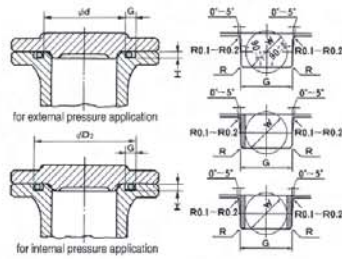
material	JIS symbol	Class 1 A	Class 1B	Class 2	Class 3	Class 4 C	Class 4 D
	NOK symbol	A305	A105	A122	R189	S503	F201



dimension of O - ring for dynamic sealing for static sealing of cylindrical surface

kind and dimension symbol	NOK part number						JIS nominal size	dimension of O - ring				
	material symbol							thickness W	inner diameter do	inner diameter tolerance		
	Class 1 A	Class 1 B	Class 2	Class 3	Class 4 C	Class 4 D				A305(Class 1 A) A105 (Class 1 B) A122(Class 2) R189(Class 3)	Class 4 C	Class 4 D
A305	A105	A122	R189	S503	F201							
CO 2383* CO 8841* CO 6681* CO 8842*						G0 G0 G0 G0	P435* P440* P445* P450*	8.4 ± 0.15	434.5 439.5 444.5 449.5	±3.00	—	±3.60
CO 2433* CO 8843* CO 2453* CO 8844* CO 8845*	A	—	—	—	—	G0 G0 H0 G0 G0	P455* P460* P465* P470* P475*		454.5 459.5 464.5 469.5 474.5	±3.30	—	±4.00
CO 6734* CO 9165* CO 9015* CO 9016* CO 9057*						G0 G0 G0 G0 G0	P480* P485* P490* P495* P500*		479.5 484.5 489.5 494.5 499.5			

As to nominal size with "*" symbol, only A305 and F201 are available for rubber materials.



without backup ring

one backup ring
(for dynamic and cylindrical surface static sealing)

two backup rings
(for dynamic and cylindrical surface static sealing)

for static sealing of flat surface shape of groove

(note) chamfer is to be NOK suggested.

■ Please specify NOK part number in placing your order.

※NOK part number is shown as following:

CO 2383 A Material symbol (JIS class 1 A, NOK A 305)
Kind and dimension symbol (JIS B2401, nominal size is P435)

※ Example 1: When booking JIS B 2401 P series O-rings, and the nominal size is P435, Class 4 C, CO 2383L

Example 2: When booking JIS B 2401 P series O-rings, and the nominal size is P435, Class 1 B, CO 2383B

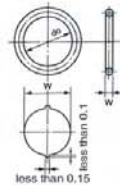
(unit: mm)

dimension of groove										JASO® F404 equivalent NOK nominal size
d		D ₁ , D ₂		G (tolerance $+0.25/0$)			H	R	MAX eccentricity (TIR) for D and d in dynamic sealing and cylindrical surface static sealing	
dimension	tolerance	dimension	tolerance	without backup ring	one backup ring	two backup rings	H ± 0.05	MAX		
435		450								
440		455								
445		460								
450		465								
455		470								
460		475								
465	0	480	+0.10	11.0	13.0	17.0	6.9	1.2	0.12	
470	-0.10	485	0							
475		490								
480		495								
485		500								
490		505								
495		510								
500		515								

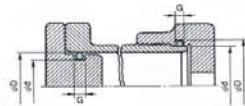
※Products with same dimension to JASO, such as Class 4 E, Class 5 and H, are available. Please refer to page 41 to page 48.

JIS B 2401 G series (for static sealing)

material	JIS symbol	Class 1 A	Class 1 B	Class 2	Class 3	Class 4 C	Class 4 D
	NOK symbol	A305	A105	A122	R189	S503	F201



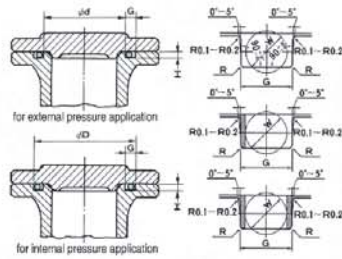
dimension of O - ring



for static sealing of cylindrical surface

kind and dimension symbol	NOK part number						JIS nominal size	dimension of O - ring				
	material symbol							thickness W	inner diameter do	inner diameter tolerance		
	Class 1 A	Class 1 B	Class 2	Class 3	Class 4 C	Class 4 D				A305 (Class 1 A) A105 (Class 1 B) A122 (Class 2) R189 (Class 3)	S503 Class 4 C	F201 Class 4 D
A305	A105	A122	R189	S503	F201							
CO 0200						R6	G25	3.1 ± 0.1	24.4	± 0.25	± 0.37	± 0.30
CO 0201						U2	G30		29.4	± 0.29	± 0.43	± 0.34
CO 0202						U2	G35		34.4	± 0.33	± 0.49	± 0.39
CO 0203						U2	G40		39.4	± 0.37	± 0.55	± 0.44
CO 0204						U2	G45		44.4	± 0.41	± 0.61	± 0.49
CO 0205						U2	G50		49.4	± 0.45	± 0.67	± 0.54
CO 0206						R8	G55		54.4	± 0.49	± 0.73	± 0.58
CO 0207						U2	G60		59.4	± 0.53	± 0.79	± 0.63
CO 0208						O6	G65		64.4	± 0.57	± 0.85	± 0.68
CO 0209						U2	G70		69.4	± 0.61	± 0.91	± 0.73
CO 0210						U2	G75		74.4	± 0.65	± 0.97	± 0.78
CO 0211						U2	G80		79.4	± 0.69	± 1.03	± 0.82
CO 0212	A	B	C	K	L	O2	G85		84.4	± 0.73	± 1.09	± 0.87
CO 0213						U2	G90		89.4	± 0.77	± 1.15	± 0.92
CO 0214						U2	G95		94.4	± 0.81	± 1.21	± 0.97
CO 0215						U2	G100		99.4	± 0.85	± 1.27	± 1.02
CO 0216						U2	G105		104.4	± 0.87	± 1.30	± 1.04
CO 0217						U2	G110		109.4	± 0.91	± 1.36	± 1.09
CO 0218						U2	G115		114.4	± 0.94	± 1.41	± 1.12
CO 0219						R1	G120		119.4	± 0.98	± 1.47	± 1.17
CO 0220						U2	G125		124.4	± 1.01	± 1.51	± 1.21
CO 0221						U2	G130		129.4	± 1.05	± 1.57	± 1.26
CO 0222						U2	G135		134.4	± 1.08	± 1.62	± 1.29
CO 0223						X2	G140		139.4	± 1.12	± 1.68	± 1.34
CO 0224						U2	G145	144.4	± 1.16	± 1.74	± 1.39	
CO 0225						U3	G150	5.7 ± 0.13	149.3	± 1.19	± 1.78	± 1.42
CO 0226						U3	G155		154.3	± 1.23	± 1.84	± 1.47
CO 0227						U3	G160		159.3	± 1.26	± 1.89	± 1.51
CO 0228						U3	G165		164.3	± 1.30	± 1.95	± 1.56
CO 0229						U3	G170		169.3	± 1.33	± 1.99	± 1.59
CO 0230		B	C	K	L	U3	G175		174.3	± 1.37	± 2.05	± 1.64
CO 0231						W0	G180		179.3	± 1.40	± 2.10	± 1.68
CO 0232						U3	G185		184.3	± 1.44	± 2.16	± 1.72
CO 0233						U3	G190		189.3	± 1.47	± 2.20	± 1.76
CO 0234						U3	G195		194.3	± 1.51	± 2.26	± 1.81
CO 0235						U3	G200		199.3	± 1.55	± 2.32	± 1.86
CO 1968*	A	—	—	—	—	H0	G205*		204.3	± 1.58	—	± 1.90
CO 0236		B	C	K	L	V0	G210		209.3	± 1.61	± 2.41	± 1.93
CO 3303*		—	—	—	—	O0	G215*		214.3	± 1.65	—	± 1.98
CO 0237		B	C	K	L	U3	G220		219.3	± 1.68	± 2.52	± 2.01
CO 2011*		—	—	—	—	P0	G225*		224.3	± 1.71	—	± 2.05
CO 0238		B	C	K	L	U3	G230		229.3	± 1.73	± 2.59	± 2.07
CO 2031*		—	—	—	—	O0	G235*		234.3	± 1.78	—	± 2.14
CO 0239		B	C	K	L	U3	G240		239.3	± 1.81	± 2.71	± 2.17
CO 2060*		—	—	—	—	G0	G245*		244.3	± 1.85	—	± 2.22
CO 0240		B	C	K	L	U3	G250		249.3	± 1.88	± 2.82	± 2.25
CO 2079*		—	—	—	—	H0	G255*		254.3	± 1.91	—	± 2.29
CO 0241		B	C	K	L	U3	G260		259.3	± 1.94	± 2.91	± 2.32

As to nominal size with "*" symbol, only A305 and F201 are available for rubber materials.



without backup ring

one backup ring
(for cylindrical surface static sealing)

two backup rings
(for cylindrical surface static sealing)

for static sealing of flat surface shape of groove (note) chamfer is to be NOK suggested.

■ Please specify NOK part number in placing your order.

※NOK part number is shown as following:

CO 0200 A Material symbol (JIS class 1 A, NOK A 305)
Kind and dimension symbol (JIS B2401, nominal size is G25)

※ Example 1: When booking JIS B 2401 G series O-rings, and the nominal size is G25, Class 4 C, CO 0202L

Example 2: When booking JIS B 2401 G series O-rings, and the nominal size is G25, Class 1 B, CO 0202B

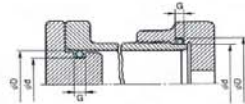
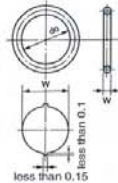
(unit: mm)

dimension of groove										JASO* F404 equivalent NOK nominal size
d		D		G(tolerance $^{+0.25}_0$)			H	R	MAX eccentricity (TIR) for D and d in dynamic sealing and cylindrical surface static sealing	
dimension	tolerance	dimension	tolerance	without backup ring	one backup ring	two backup rings	H ±0.05	MAX		
25		30								3025S
30		35								3030S
35		40								3035S
40		45								3040S
45		50								3045S
50		55								3050S
55		60								3055S
60		65								3060S
65		70								3065S
70		75								3070S
75		80								3075S
80		85								3080S
85	0	90	+0.10	4.1	5.6	7.3	2.4	0.7	0.08	3085S
90	-0.10	95	0							3090S
95		100								3095S
100		105								3100S
105		110								3105S
110		115								3110S
115		120								3115S
120		125								3120S
125		130								3125S
130		135								3130S
135		140								3135S
140		145								3140S
145		150								3145S
150		160								
155		165								
160		170								
165		175								
170		180								
175		185								
180		190								
185		195								
190		200								
195		205								
200		210								
205		215								
210	0	220	+0.10	7.5	9.0	11.5	4.6	0.8	0.10	
215	-0.10	225	0							
220		230								
225		235								
230		240								
235		245								
240		250								
245		255								
250		260								
255		265								
260		270								

※Products with same dimension to JASO, such as Class 4 E, Class 5 and H, are available. Please refer to page 45.

JIS B 2401 G series (for static sealing)

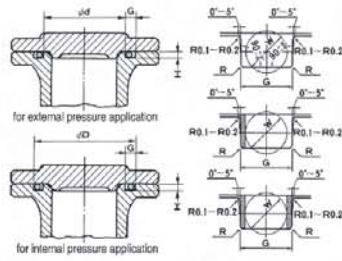
material	JIS symbol	Class 1 A	Class 1 B	Class 2	Class 3	Class 4 C	Class 4 D
	NOK symbol	A305	A105	A122	R189	S503	F201



dimension of O - ring for static sealing of cylindrical surface

kind and dimension symbol	NOK part number						JIS nominal size	dimension of O - ring			
	material symbol							thickness W	inner diameter do	inner diameter tolerance	
	Class 1 A	Class 1 B	Class 2	Class 3	Class 4 C	Class 4 D				A305 (Class 1 A) A105 (Class 1 B) A122 (Class 2) R189 (Class 3)	S503 Class 4 C
A305	A105	A122	R189	S503	F201						
CO 6543*	—	—	—	—	—	H0	G265*	264.3	±1.98	—	±2.38
CO 0242	—	B	C	K	L	U3	G270	269.3	±2.01	±3.01	±2.41
CO 2100*	—	—	—	—	—	H0	G275*	274.3	±2.04	—	±2.45
CO 0243	—	B	C	K	L	U3	G280	279.3	±2.07	±3.10	±2.48
CO 3210*	—	—	—	—	—	H0	G285*	284.3	±2.11	—	±2.53
CO 0244	—	B	C	K	L	U3	G290	289.3	±2.14	±3.21	±2.56
CO 6566*	—	—	—	—	—	P0	G295*	294.3	±2.17	—	±2.60
CO 0245	—	B	C	K	L	U3	G300	299.3	±2.20	±3.30	±2.64
DO 1137*	—	—	—	—	—	—	G305*	304.3	±2.24	—	±2.69
CO 2158*	—	—	—	—	—	—	G310*	309.3	±2.27	—	±2.72
CO 8811*	—	—	—	—	—	—	G315*	314.3	±2.30	—	±2.76
CO 2176*	—	—	—	—	—	—	G320*	319.3	±2.33	—	±2.80
CO 8812*	—	—	—	—	—	—	G325*	324.3	±2.36	—	±2.83
CO 8813*	—	—	—	—	—	—	G330*	329.3	±2.39	—	±2.87
CO 8814*	—	—	—	—	—	—	G335*	334.3	±2.42	—	±2.90
CO 2206*	—	—	—	—	—	—	G340*	339.3	±2.45	—	±2.94
CO 2216*	—	—	—	—	—	—	G345*	344.3	±2.48	—	±2.98
CO 2223*	—	—	—	—	—	—	G350*	349.3	±2.51	—	±3.01
CO 8815*	—	—	—	—	—	—	G355*	354.3	±2.54	—	±3.05
CO 2244*	—	—	—	—	—	—	G360*	359.3	±2.57	—	±3.08
CO 8816*	—	—	—	—	—	—	G365*	364.3	±2.60	—	±3.12
CO 8817*	—	—	—	—	—	—	G370*	369.3	±2.63	—	±3.16
CO 8818*	—	—	—	—	—	—	G375*	374.3	±2.67	—	±3.20
CO 2272*	—	—	—	—	—	—	G380*	379.3	±2.70	—	±3.24
CO 8819*	A	—	—	—	—	—	G385*	384.3	±2.73	—	±3.28
CO 2287*	—	—	—	—	—	—	G390*	389.3	±2.77	—	±3.32
CO 8820*	—	—	—	—	—	—	G395*	394.3	±2.79	—	±3.35
CO 2301*	—	—	—	—	—	—	G400*	399.3	±2.82	—	±3.38
CO 8821*	—	—	—	—	—	G0	G405*	404.3	—	—	—
CO 8822*	—	—	—	—	—	—	G410*	409.3	—	—	—
CO 2336*	—	—	—	—	—	—	G415*	414.3	—	—	—
CO 8823*	—	—	—	—	—	—	G420*	419.3	—	—	—
CO 2358*	—	—	—	—	—	—	G425*	424.3	—	—	—
CO 8824*	—	—	—	—	—	—	G430*	429.3	±3.00	—	±3.60
CO 8825*	—	—	—	—	—	—	G435*	434.3	—	—	—
CO 8826*	—	—	—	—	—	—	G440*	439.3	—	—	—
CO 8827*	—	—	—	—	—	—	G445*	444.3	—	—	—
CO 2417*	—	—	—	—	—	—	G450*	449.3	—	—	—
CO 8828*	—	—	—	—	—	—	G455*	454.3	—	—	—
CO 2441*	—	—	—	—	—	—	G460*	459.3	—	—	—
CO 6715*	—	—	—	—	—	—	G465*	464.3	—	—	—
CO 2460*	—	—	—	—	—	—	G470*	469.3	—	—	—
CO 8829*	—	—	—	—	—	—	G475*	474.3	—	—	—
CO 8830*	—	—	—	—	—	—	G480*	479.3	±3.30	—	±4.00
CO 8831*	—	—	—	—	—	—	G485*	484.3	—	—	—
CO 8832*	—	—	—	—	—	—	G490*	489.3	—	—	—
CO 8833*	—	—	—	—	—	—	G495*	494.3	—	—	—
CO 8834*	—	—	—	—	—	—	G500*	499.3	—	—	—

As to nominal size with "*" symbol, only A305 and F201 are available for rubber materials.



without backup ring

one backup ring
(for cylindrical surface static sealing)

two backup rings
(for cylindrical surface static sealing)

for static sealing of flat surface shape of groove

(note) chamfer is to be NOK suggested.

■ Please specify NOK part number in placing your order.

※NOK part number is shown as following:

CO 6543 A Material symbol (JIS class 1 A, NOK A 305)
Kind and dimension symbol (JIS B2401, nominal size is G265)

※ Example 1: When booking JIS B 2401 G series O-rings, and the nominal size is G265, Class 4 C, CO 6543L

Example 2: When booking JIS B 2401 G series O-rings, and the nominal size is G265, Class 1 B, CO 6543B

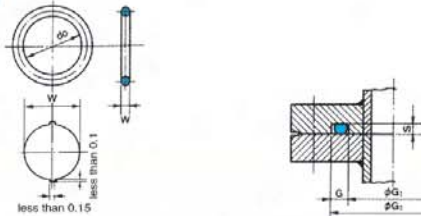
(unit: mm)

dimension of groove		dimension of groove		G(tolerance $^{+0.25}_0$)			H	R	MAX eccentricity (TIR) for D and d in dynamic sealing and cylindrical surface static sealing	JASO® F404 equivalent NOK nominal size
dimension	tolerance	dimension	tolerance	without backup ring	one backup ring	two backup rings	H ±0.05	MAX		
265		275								
270		280								
275		285								
280		290								
285		295								
290		300								
295		305								
300		310								
305		315								
310		320								
315		325								
320		330								
325		335								
330		340								
335		345								
340		350								
345		355								
350		360								
355		365								
360		370								
365		375								
370		380								
375		385								
380		390								
385	$^0_{-0.10}$	395	$^{+0.10}_0$	7.5	9.0	11.5	4.6	0.8	0.10	
390		400								
395		405								
400		410								
405		415								
410		420								
415		425								
420		430								
425		435								
430		440								
435		445								
440		450								
445		455								
450		460								
455		465								
460		470								
465		475								
470		480								
475		485								
480		490								
485		495								
490		500								
495		505								
500		510								

※Products with same dimension to JASO, such as Class 4 E, Class 5 and H, are available. Please refer to page 45.

JIS B 2401 V series (for vacuum flange application)

material	JIS symbol	Class 1 A	Class 4 D
	NOK symbol	A305	F201



dimension of O - ring

NOK part number		JIS nominal size	dimension of O - ring				groove in flange (JIS B 2290)				
kind and dimension symbol	material symbol Class 1 A A305		Class 4 D F201	thickness W	inner diameter do	inner diameter tolerance		G ₁	tolerance of G ₁	G ₂	G
					A305	F201					
CO 0300	A	U3	V 15	14.5	±0.20	±0.24	15	+1.0 0	25	5.0 ^{+0.1} ₀	3.0 ⁰ _{-0.2}
CO 0301		G0	V 24	23.5	±0.24	±0.28	24		34		
CO 0302		G0	V 34	33.5	±0.33	±0.39	34		44		
CO 0303		G0	V 40	39.5	±0.37	±0.44	40		50		
CO 0304		G0	V 55	54.5	±0.49	±0.58	55		65		
CO 0305		H0	V 70	69.0	±0.61	±0.73	70		80		
CO 0306		G0	V 85	84.0	±0.72	±0.86	85		95		
CO 0307		H0	V 100	99.0	±0.83	±0.99	100		110		
CO 0308		U3	V 120	119.0	±0.97	±1.16	120		130		
CO 0309		U3	V 150	148.5	±1.18	±1.41	150		160		
CO 0310		P0	V 175	173.0	±1.36	±1.63	175		185		
CO 0311		A	U3	V 225	222.5	±1.70	±2.04		225		
CO 0312	G0		V 275	272.0	±2.02	±2.42	275	291			
CO 0313	G0		V 325	321.5	±2.34	±2.80	325	341			
CO 0314	G0		V 380	376.0	±2.68	±3.21	380	396			
CO 0315	P0		V 430	425.5	±2.99	±3.58	430	446			
CO 0316	A	G0	V 480	475.0	±3.30	±3.96	480	+2.0 0	504	12.0 ^{+0.1} ₀	7.0 ⁰ _{-0.2}
CO 0317		Q0	V 530	524.5	±3.60	±4.32	530		554		
CO 0318			V 585	579.0	±3.92	±4.70	585		609		
CO 0319			V 640	633.5	±4.24	±5.08	640		664		
CO 0320			V 690	683.0	±4.54	±5.44	690		714		
CO 0321		G0	V 740	732.5	±4.83	±5.79	740		764		
CO 0322			V 790	782.0	±5.12	±6.14	790		814		
CO 0323			V 845	836.5	±5.44	±6.52	845		869		
CO 0324			V 950	940.5	±6.06	±7.27	950		974		
CO 0325			V 1055	1044.0	±6.67	±8.00	1055		1079		
<p>■ Please specify NOK part number in placing your order. ※ NOK part number is shown as following: CO 0300 A Material symbol (JIS Class 1 A, NOK A 305) Kind and dimension symbol (JIS B2401 nominal size is V15) ※ Example 1: When booking JIS B2401 V series O - rings with V15 nominal size, Class 1 A material, CO 0309A Example 2: When booking JIS B2401 V series O - rings with V15 nominal size, Class 4 D material, CO 0309 U3</p>											